



SUMMARY OF APPROPRIATIONS, ALLOTMENTS, OBLIGATIONS AND BALANCES BY OBJECT OF EXPENDITURES  
As of the Quarter Ending March 31, 2023


Department: Budgetary Support to Government Corporation  
Agency: Tourism Promotions Board  
Operating Unit: N/A  
Organization Code (UACS): 03104382  
Fund Cluster: 03 - Special Account - Locally Funded

Authorization: 01 - Current Year Appropriations  
Report Status: SUBMITTED

Particulars	UACS CODE	Appropriation		Allotments					Current Year Obligations					Current Year Disbursements					Balances				
		Authorized Appropriation	Adjustments (To)/From, Realignment	Adjusted Appropriations	Allotments Received	Adjustments (Withdrawal, Realignment)	Transfer to	Transfer From	Adjusted Total Allotments	1st Quarter Ending March 31	2nd Quarter Ending June 30	3rd Quarter Ending Sept. 30	4th Quarter Ending Dec. 31	Total	1st Quarter Ending March 31	2nd Quarter Ending June 30	3rd Quarter Ending Sept. 30	4th Quarter Ending Dec. 31	Total	Unreleased Appropriations	Unobligated Allotment	Unpaid Obligations (15-20) = (23+24)	Due and Demandable
1	2	3	4	5=(3+4)	6	7	8	9	10=[(6+(-7))+8+9]	11	12	13	14	15= (11+12+13+14)	16	17	18	18	20= (16+17+18+19)	21=(5-10)	22=(10-15)	23	24
<b>I. Automatic Appropriations</b>																							
Tourism Promotions Board Fund	3104382	1,274,692,000.00		1,274,692,000.00	1,274,692,000.00				1,274,692,000.00	56,842,157.29	-	-	-	56,842,157.29	55,434,237.81	-	-	-	55,434,237.81	-	1,217,849,842.71	1,407,919.48	1,407,919.48
Personnel Services		160,000,000.00		160,000,000.00	160,000,000.00				160,000,000.00	23,644,869.44	-	-	-	23,644,869.44	23,223,735.35	-	-	-	23,223,735.35	-	136,355,130.56	421,134.09	421,134.09
Maintenance and Other Operating Expenses		111,688,000.00		111,688,000.00	111,688,000.00				111,688,000.00	11,665,688.71	-	-	-	11,665,688.71	11,632,014.04	-	-	-	11,632,014.04	-	100,022,311.29	33,674.67	33,674.67
Capital Outlay		-		-	-				-	-	-	-	-	-	-	-	-	-	-	-	-	-	-
Support to Operations	30000000	50,000,000.00		50,000,000.00	50,000,000.00				50,000,000.00	268,136.00	-	-	-	268,136.00	260,891.00	-	-	-	260,891.00	-	49,731,864.00	7,245.00	7,245.00
CORPORATE PLANNING AND BUSINESS DEVELOPMENT	50299010	20,820,000.00		20,820,000.00	20,820,000.00				20,820,000.00	263,020.00	-	-	-	263,020.00	255,775.00	-	-	-	255,775.00	-	20,556,980.00	7,245.00	-
MANAGEMENT INFORMATION SYSTEM	50604050	29,180,000.00		29,180,000.00	29,180,000.00				29,180,000.00	5,116.00	-	-	-	5,116.00	5,116.00	-	-	-	5,116.00	-	29,174,884.00	-	-
Operations	5029901000	854,703,600.00		854,703,600.00	854,703,600.00				854,703,600.00	21,263,463.14	-	-	-	21,263,463.14	20,317,597.42	-	-	-	20,317,597.42	-	833,440,136.86	945,865.72	945,865.72
INTERNATIONAL PROMOTIONS PROGRAM	5029901000	398,571,540.00		398,571,540.00	398,571,540.00				398,571,540.00	10,836,234.54	-	-	-	10,836,234.54	10,008,742.12	-	-	-	10,008,742.12	-	387,735,305.46	827,492.42	827,492.42
MOOE	5029901000	398,571,540.00		398,571,540.00	398,571,540.00				398,571,540.00	10,836,234.54	-	-	-	10,836,234.54	10,008,742.12	-	-	-	10,008,742.12	-	387,735,305.46	827,492.42	827,492.42
DOMESTIC PROMOTIONS PROGRAM	5029901000	154,786,373.00		154,786,373.00	154,786,373.00				154,786,373.00	2,656,014.95	-	-	-	2,656,014.95	2,551,099.53	-	-	-	2,551,099.53	-	152,130,358.05	104,915.42	104,915.42
MOOE	5029901000	154,786,373.00		154,786,373.00	154,786,373.00				154,786,373.00	2,656,014.95	-	-	-	2,656,014.95	2,551,099.53	-	-	-	2,551,099.53	-	152,130,358.05	104,915.42	104,915.42
MICE PROMOTIONS PROGRAM	5029901000	96,500,000.00		96,500,000.00	96,500,000.00				96,500,000.00	6,721,197.90	-	-	-	6,721,197.90	6,716,105.02	-	-	-	6,716,105.02	-	89,778,802.10	5,092.88	5,092.88
MOOE	5029901000	96,500,000.00		96,500,000.00	96,500,000.00				96,500,000.00	6,721,197.90	-	-	-	6,721,197.90	6,716,105.02	-	-	-	6,716,105.02	-	89,778,802.10	5,092.88	5,092.88
MARKETING COMMUNICATIONS PROGRAM	5029901000	204,845,687.00		204,845,687.00	204,845,687.00				204,845,687.00	1,050,015.75	-	-	-	1,050,015.75	1,041,650.75	-	-	-	1,041,650.75	-	203,795,671.25	8,365.00	8,365.00
MOOE	5029901000	204,845,687.00		204,845,687.00	204,845,687.00				204,845,687.00	1,050,015.75	-	-	-	1,050,015.75	1,041,650.75	-	-	-	1,041,650.75	-	203,795,671.25	8,365.00	8,365.00
Special Contingency Fund	5029901000	98,300,400.00		98,300,400.00	98,300,400.00				98,300,400.00	-	-	-	-	-	-	-	-	-	-	-	98,300,400.00	-	-
GRAND TOTAL		1,274,692,000.00		1,274,692,000.00	1,274,692,000.00				1,274,692,000.00	56,842,157.29	-	-	-	56,842,157.29	55,434,237.81	-	-	-	55,434,237.81	-	1,217,849,842.71	1,407,919.48	1,407,919.48
PS		160,000,000.00		160,000,000.00	160,000,000.00				160,000,000.00	23,644,869.44	-	-	-	23,644,869.44	23,223,735.35	-	-	-	23,223,735.35	-	136,355,130.56	421,134.09	421,134.09
MOOE		1,114,692,000.00		1,114,692,000.00	1,114,692,000.00				1,114,692,000.00	33,197,287.85	-	-	-	33,197,287.85	32,210,502.46	-	-	-	32,210,502.46	-	1,081,494,712.15	986,785.39	986,785.39
CO		-		-	-				-	-	-	-	-	-	-	-	-	-	-	-	-	-	-

Certified Correct:  JENNIFER A. ALOR  
OIC, Accounting Division  
Date: 4/24/23

Recommended by:  JOMARI D. TAGAO  
OIC, Finance Department  
Date:

Approved by:  ATTY. VERANO C. MANALILI III  
OIC, Tourism Promotions Board  
Date:

IRENE U. FRANCISCO  
OIC, Budget Division  
Date: