

AGING OF UNPAID OBLIGATIONS
As of December 31, 2021

Department : Department of Tourism
 Agency : Tourism Promotions Board
 Operating Units : _____
 Organization Code (UACS) : 03104382
 Funding Source Code (as clustered) : 03
 (e.g. Old Fund Code: 101, 102, 151)


Name of Creditor	Obligation Request			AGING OF UNPAID OBLIGATIONS						Remarks
	Number	Date	Amount	Amount	90 days and below	91 to 180 days	271 to 365 days	More than 1 year but less than 2 years	More than two years	
1	2	3	4	5						
A. DUE AND DEMANDABLE OBLIGATIONS (ACCOUNTS PAYABLE)										
A.1 CURRENT YEAR'S APPROPRIATIONS										
MAC J PEST CONTROL SERVICES	2021-02-0098	02/22/2021	191,040.00	15,920.00			15,920.00			
PEOPLE'S INDEPENDENT MEDIA INC.	2021-03-0143	03/05/2021	750.00	750.00			750.00			
MYBUSYBEE INC	2021-03-0174	03/15/2021	774,000.00	154,800.00			154,800.00			
POWER HOUSE PEST CONTROL SERVICES	2021-03-0180	03/18/2021	69,777.00	11,634.00			11,634.00			
ADDGRUN PLANTS	2021-03-0185	03/19/2021	307,000.00	30,700.00			30,700.00			
EASTERN TELECOMMUNICATIONS PHILIPPINES INC	2021-03-0186	03/22/2021	1,491,840.00	235,320.00			235,320.00			
MARIA ANTHONETTE C. VELASCO-ALLONES	2021-03-0187	03/23/2021	3,000.00	3,000.00			3,000.00			
JESSIE N. PERIDO	2021-04-0281	04/26/2021	8,067.55	8,067.55			8,067.55			
PHILIPPINE SURVEY & RESEARCH CENTER, INC	2021-05-0306	05/04/2021	846,720.00	296,352.00			296,352.00			
LEAH MARIE C. SY	2021-05-0345	05/11/2021	15,000.00	15,000.00			15,000.00			
JETHRAMIEL ALKALINE WATER STATION	2021-05-0378	05/21/2021	65,000.00	10,850.00			10,850.00			
TUV NORD PHILIPPINES INC	2021-05-0395	05/27/2021	220,640.00	100,800.00			100,800.00			
THE ALL-ASIAN CENTRE FOR ENTERPRISE DEVELOPMENT	2021-06-0454	06/14/2021	2,492,000.00	1,619,800.00			1,619,800.00			
CONTEL COMMUNICATIONS INC	2021-06-0461	06/16/2021	269,400.00	157,150.00			157,150.00			
BUREAU OF TREASURY	2021-07-0598	07/27/2021	3,375.00	3,375.00			3,375.00			
PEOPLE IGNITE ORGANIZATIONAL DEVELOPMENT AND T	2021-08-0668	08/11/2021	1,391,000.00	1,391,000.00		1,391,000.00				
RIDE PH PRODUCTIONS INC	2021-08-0699	08/20/2021	3,500,000.00	2,975,000.00		2,975,000.00				
COMMISSION ON AUDIT	2021-09-0789	09/16/2021	3,674,941.50	965,651.50		965,651.50				
CREATIVE TRAVEL 7 TOURS INTERNATIONAL	2021-09-0818	09/24/2021	2,800,000.00	936,300.00		936,300.00				
DONARDS KIM A. TANEDO	2021-10-0865	10/07/2021	2,580.65	2,580.65	2,580.65					
DONARDS KIM A. TANEDO	2021-10-0865	10/07/2021	11,250.00	11,250.00	11,250.00					
DONARDS KIM A. TANEDO	2021-10-0865	10/07/2021	11,250.00	11,250.00	11,250.00					
DONARDS KIM A. TANEDO	2021-10-0865	10/07/2021	138,637.42	138,637.42	138,637.42					
MMPI CORP	2021-10-0972	10/29/2021	3,995,000.00	3,995,000.00	3,995,000.00					
INTAS DESTINATION MANAGEMENT INC	2021-11-1005	11/05/2021	1,100,500.00	550,250.00	550,250.00					
MMPI CORPORATION	2021-11-1021	11/09/2021	13,700,000.00	13,700,000.00	13,700,000.00					
DEPARTMENT OF THE TOURISM	2021-11-1022	11/09/2021	8,820,000.00	8,820,000.00	8,820,000.00					
FOOD HOLIDAYS PUBLISHING	2021-11-1023	11/09/2021	4,250,000.00	4,250,000.00	4,250,000.00					
JOCELYN PATRICE L. DECO	2021-11-1040	11/10/2021	3,000.00	3,000.00	3,000.00					
TANJER ENTERPRISES	2021-11-1049	11/11/2021	176,550.00	176,550.00	176,550.00					
SKAL INTERNATIONAL MAKATI INC	2021-11-1053	11/12/2021	250,000.00	250,000.00	250,000.00					
SUSANA J. DEL MUNDO	2021-11-1057	11/12/2021	250.00	250.00	250.00					
SUSANA J. DEL MUNDO	2021-11-1057	11/12/2021	1,000.00	1,000.00	1,000.00					
SUSANA J. DEL MUNDO	2021-11-1057	11/12/2021	46,707.00	46,707.00	46,707.00					
SUSANA J. DEL MUNDO	2021-11-1057	11/12/2021	867,051.99	867,051.99	867,051.99					
NATIONAL ASSOCIATION OF INDEPENDENT TRAVEL AGE	2021-11-1060	11/15/2021	1,500,000.00	1,500,000.00	1,500,000.00					
ORGANIZATION OF HOTEL SALES AND MARKETING PROF	2021-11-1062	11/16/2021	1,750,000.00	525,000.00	525,000.00					

MITNSIDE ENTERPRISES	2021-11-1066	11/16/2021	995,000.00	995,000.00	995,000.00				
TRANSPRINT CORPORATION	2021-11-1075	11/17/2021	4,300,030.00	4,300,030.00	4,300,030.00				
MUBUSYBEE INC	2021-11-1079	11/18/2021	794,000.00	794,000.00	794,000.00				
ENCHANTED KINGDOM INC	2021-11-1085	11/18/2021	260,000.00	260,000.00	260,000.00				
GLOBE TELECOMMUNICATIONS INC	2021-11-1089	11/22/2021	2,103.02	2,103.02	2,103.02				
INTAS DESTINATION MANAGEMENT INC	2021-11-1090	11/22/2021	2,781,850.00	2,781,850.00	2,781,850.00				
RBHC COURIER SERVICE	2021-11-1093	11/23/2021	585,450.00	585,450.00	585,450.00				
ABIGAIL B. FRANCISCO	2021-11-1094	11/23/2021	71,400.00	71,400.00	71,400.00				
DREAM FAVOR TRAVEL AND TOURS	2021-11-1109	11/24/2021	468,400.00	468,400.00	468,400.00				
TOUCH XDA INC	2021-11-1119	11/26/2021	85,099,981.90	85,099,981.90	85,099,981.90				
DEPARTMENT OF TOURISM	2021-11-1122	11/26/2021	1,093,846.11	1,093,846.11	1,093,846.11				
ARTEMISPLUS EXPRESS INC.	2021-12-1138	12/02/2021	34,650.00	34,650.00	34,650.00				
PHILIPPINE TRAVEL AGENCIES ASSOCIATION	2021-12-1158	12/06/2021	2,700,000.00	2,700,000.00	2,700,000.00				
MEDIASENSE INC.	2021-12-1160	12/06/2021	975,000.00	487,500.00	487,500.00				
VIVENTIS SEARCH ASIA, INC.	2021-12-1171	12/09/2021	43,680.00	43,680.00	43,680.00				
MESSE BERLIN GMBH	2021-12-1180	12/13/2021	3,717,529.32	3,717,529.32	3,717,529.32				
JUAN PASYALAN TRAVEL AND TOURS	2021-12-1202	12/15/2021	947,000.00	947,000.00	947,000.00				
ANNSET HOLIDAYS INC.	2021-12-1203	12/15/2021	196,100.00	196,100.00	196,100.00				
VINTEL LOGISTICS INC.	2021-12-1206	12/15/2021	188,000.00	188,000.00	188,000.00				
JOANNA HERRERA	2021-12-1207	12/15/2021	5,000.00	5,000.00	5,000.00				
RENATO SOLIDUM, JR.	2021-12-1208	12/15/2021	5,000.00	5,000.00	5,000.00				
HOMER LIM	2021-12-1209	12/15/2021	5,000.00	5,000.00	5,000.00				
ELOISA ISIP	2021-12-1210	12/15/2021	5,000.00	5,000.00	5,000.00				
DONN RICO KAPUNAN	2021-12-1211	12/15/2021	5,000.00	5,000.00	5,000.00				
SAMUELE ANTON QUIZON	2021-12-1212	12/15/2021	5,000.00	5,000.00	5,000.00				
OFFICE OF THE GOVERNMENT CORPORATE COUNSEL	2021-12-1214	12/15/2021	720,000.00	720,000.00	720,000.00				
JOCELYN PATRICE L. DECO	2021-12-1234	12/16/2021	2,999.00	2,999.00	2,999.00				
NICATTO EVENTS AND MARKETING DYNAMICS CORPORA	2021-12-1237	12/16/2021	199,500.00	199,500.00	199,500.00				
MYBUSYBEE INC.	2021-12-1239	12/16/2021	8,397.76	8,397.76	8,397.76				
RBHC COURIER SERVICE	2021-12-1250	12/16/2021	32,500.00	32,500.00	32,500.00				
PROCUREMENT SERVICE	2021-12-1253	12/16/2021	622,402.59	622,402.59	622,402.59				
MARIVIC M. SEVILLA	2021-12-1254	12/17/2021	13,523.00	13,523.00	13,523.00				
8 TIMES 8 GENERAL MERCHANDISE	2021-12-1257	12/17/2021	49,950.00	49,950.00	49,950.00				
ILEAP CONSULTING	2021-12-1259	12/17/2021	154,000.00	154,000.00	154,000.00				
ILEAP CONSULTING	2021-12-1268	12/31/2021	130,000.00	130,000.00	130,000.00				
ANNSET HOLIDAYS INC.	2021-12-1269	12/17/2021	961,935.00	961,935.00	961,935.00				
BORACAY SEASCAPES INC.	2021-12-1270	12/17/2021	997,800.00	997,800.00	997,800.00				
SCOTTLAND LEISURE INC.	2021-12-1271	12/17/2021	169,492.85	169,492.85	169,492.85				
NAGISA A. KAZAMI	2021-12-1284	12/21/2021	1,000.00	1,000.00	1,000.00				
NAGISA A. KAZAMI	2021-12-1284	12/21/2021	32,659.50	32,659.50	32,659.50				
NAGISA A. KAZAMI	2021-12-1284	12/21/2021	40,400.14	40,400.14	40,400.14				
GOVERNMENT SERVICE INSURANCE SYSTEM	2021-12-1286	12/21/2021	30,668.58	30,668.58	30,668.58				
GOVERNMENT SERVICE INSURANCE SYSTEM	2021-12-1286	12/21/2021	96,634.94	96,634.94	96,634.94				
GOVERNMENT SERVICE INSURANCE SYSTEM	2021-12-1286	12/21/2021	147,601.18	147,601.18	147,601.18				
GOVERNMENT SERVICE INSURANCE SYSTEM	2021-12-1286	12/21/2021	299,400.00	299,400.00	299,400.00				
GOVERNMENT SERVICE INSURANCE SYSTEM	2021-12-1286	12/21/2021	327,883.69	327,883.69	327,883.69				
DIAMOND HOTEL PHILIPPINES	2021-12-1288	12/21/2021	328,000.00	328,000.00	328,000.00				
PROCUREMENT SERVICE	2021-12-1289	12/21/2021	506,483.18	506,483.18	506,483.18				
PLDT INC.	2021-12-1293	12/23/2021	22,400.00	22,400.00	22,400.00				
SHERYLL KARUNUNGAN	2021-12-1294	12/23/2021	15,000.00	15,000.00	15,000.00				
ISAGANI M. TULABING	2021-12-1298	12/23/2021	6,368.18	6,368.18	6,368.18				
RC LANDICHO STORE	2021-12-1300	12/24/2021	990,000.00	990,000.00	990,000.00				
MARIVIC M. SEVILLA	2021-12-1306	12/27/2021	95,760.00	95,760.00	95,760.00				
MICKA ANIELLA D. CALZADO	2021-12-1307	12/27/2021	19,584.07	19,584.07	19,584.07				

GEMMA AILEEN S. ISIC	2021-12-1314	12/28/2021	19,584.07	19,584.07	19,584.07				
ANASTASIA FILM PRODUCTION	2021-12-1317	12/28/2021	90,000.00	90,000.00	90,000.00				
ESTEBAN G. CAJANDAB	2021-12-1318	12/29/2021	12,723.19	12,723.19	12,723.19				
LANDBANK OF THE PHILIPPINES	2021-12-1319	12/29/2021	122,848.02	122,848.02	122,848.02				
RBHC COURIER SERVICE	2021-12-1325	12/29/2021	702,300.00	702,300.00	702,300.00				
LEGASPI TOWERS 300, INCORPORATED	2021-12-1326	12/29/2021	0.28	0.28	0.28				
LEGASPI TOWERS 300, INCORPORATED	2021-12-1326	12/29/2021	2,480.50	2,480.50	2,480.50				
LEGASPI TOWERS 300, INCORPORATED	2021-12-1326	12/29/2021	4,397.83	4,397.83	4,397.83				
LEGASPI TOWERS 300 INCORPORATED	2021-12-1327	12/29/2021	85.56	85.56	85.56				
LEGASPI TOWERS 300 INCORPORATED	2021-12-1327	12/29/2021	10,390.88	10,390.88	10,390.88				
LEGASPI TOWERS 300, INCORPORATED	2021-12-1328	12/29/2021	8,384.97	8,384.97	8,384.97				
LEGASPI TOWERS 300, INCORPORATED	2021-12-1328	12/29/2021	10,914.20	10,914.20	10,914.20				
SMART COMMUNICATIONS, INC.	2021-12-1329	12/29/2021	61,216.62	61,216.62	61,216.62				
LANDBANK OF THE PHILIPPINES	2021-12-1330	12/29/2021	306,100.00	306,100.00	306,100.00				
TTG ASIA MEDIA PTE LTD	2021-12-1331	12/29/2021	6,241,375.00	6,241,375.00	6,241,375.00				
LEGASPI TOWERS 300, INCORPORATED	2021-12-1332	12/29/2021	3,719.39	3,719.39	3,719.39				
LEGASPI TOWERS 300, INCORPORATED	2021-12-1332	12/29/2021	79,566.58	79,566.58	79,566.58				
LEGASPI TOWERS 300, INCORPORATED	2021-12-1332	12/29/2021	84,602.62	84,602.62	84,602.62				
LEGASPI TOWERS 300, INCORPORATED	2021-12-1332	12/29/2021	85,000.00	85,000.00	85,000.00				
LEGASPI TOWERS 300, INCORPORATED	2021-12-1332	12/29/2021	235,200.00	235,200.00	235,200.00				
RBHC COURIER SERVICES	2021-12-1333	12/29/2021	22,662.00	22,662.00	22,662.00				
PLDT INC	2021-12-1335	12/29/2021	22,400.00	22,400.00	22,400.00				
PACIFIC ASIA TRAVEL ASSOCIATION	2021-12-1350	12/31/2021	205,535.00	205,535.00	205,535.00				
RBHC COURIER SERVICE	2021-12-1351	12/31/2021	14,200.00	14,200.00	14,200.00				
JOSEPH KERR T. VILLAR	2021-12-1355	12/31/2021	18,285.00	18,285.00	18,285.00				
ABIGAIL B. FRANCISCO	2021-12-1360	12/31/2021	3,249.20	3,249.20	3,249.20				
BAN BEE COMMERCIAL CO., INC.	2021-12-1361	12/31/2021	2,180.00	2,180.00	2,180.00				
JENO E BADILLO	2021-12-1362	12/31/2021	1,650.00	1,650.00	1,650.00				
MARCLYN MERCHANDISING	2021-12-1363	12/31/2021	43,350.00	43,350.00	43,350.00				
FEDERAL BRENT RETAIL, INC.	2021-12-1366	12/31/2021	61,737.73	61,737.73	61,737.73				
MARY IRYCKA R. DELA CRUZ	2021-12-1367	12/31/2021	1,000.00	1,000.00	1,000.00				
MARY IRYCKA R. DELA CRUZ	2021-12-1367	12/31/2021	1,000.00	1,000.00	1,000.00				
MARY IRYCKA R. DELA CRUZ	2021-12-1367	12/31/2021	1,200.00	1,200.00	1,200.00				
MARY IRYCKA R. DELA CRUZ	2021-12-1367	12/31/2021	1,512.00	1,512.00	1,512.00				
MARY IRYCKA R. DELA CRUZ	2021-12-1367	12/31/2021	2,292.40	2,292.40	2,292.40				
MARY IRYCKA R. DELA CRUZ	2021-12-1367	12/31/2021	2,800.00	2,800.00	2,800.00				
MARY IRYCKA R. DELA CRUZ	2021-12-1367	12/31/2021	4,827.25	4,827.25	4,827.25				
MARY IRYCKA R. DELA CRUZ	2021-12-1367	12/31/2021	6,060.00	6,060.00	6,060.00				
MARY IRYCKA R. DELA CRUZ	2021-12-1367	12/31/2021	13,500.00	13,500.00	13,500.00				
MARY IRYCKA R. DELA CRUZ	2021-12-1367	12/31/2021	14,832.40	14,832.40	14,832.40				
HOME DEVELOPMENT MUTUAL FUND	2021-12-1368	12/31/2021	10,900.00	10,900.00	10,900.00				
LBP - PHILIPPINE HEALTH INSURANCE CORPORATION	2021-12-1369	12/31/2021	67,429.35	67,429.35	67,429.35				
PLDT INC.	2021-12-1370	12/31/2021	81,313.41	81,313.41	81,313.41				
GOVERNMENT SERVICE INSURANCE SYSTEM (GSIS)	2021-12-1371	12/31/2021	10,800.00	10,800.00	10,800.00				
GOVERNMENT SERVICE INSURANCE SYSTEM (GSIS)	2021-12-1371	12/31/2021	636,555.62	636,555.62	636,555.62				
KASUNDUAN SHIPPING CORPORATION	2021-12-1372	12/31/2021	423,360.00	423,360.00	423,360.00				
MP SINGAPORE PTE LTD	2021-12-1379	12/31/2021	2,538,500.00	2,538,500.00	2,538,500.00				
UNION OF INTERNATIONAL ASSOCIATIONS	2021-12-1380	12/31/2021	135,141.87	135,141.87	135,141.87				
ABIGAIL B. FRANCISCO	2021-12-1381	12/31/2021	8,767.34	8,767.34	8,767.34				
COMMISSION ON AUDIT	2021-12-1382	12/31/2021	206,679.00	206,679.00	206,679.00				
WILFREDO B. QUERO III	2021-12-1386	12/31/2021	2,000.00	2,000.00	2,000.00				
WILFREDO B. QUERO III	2021-12-1386	12/31/2021	30,531.00	30,531.00	30,531.00				
JAMESON B. CARANZA	2021-12-1387	12/31/2021	1,818.18	1,818.18	1,818.18				
JAMESON B. CARANZA	2021-12-1387	12/31/2021	36,942.73	36,942.73	36,942.73				


JOCELYN PATRICE L. DECO	2021-12-1388	12/31/2021	3,000.00	3,000.00	3,000.00				
ELOISA A. ROMERO	2021-12-1389	12/31/2021	7,000.00	7,000.00	7,000.00				
MP SINGAPORE PTE LTD	2021-12-1394	12/31/2021	78,693.50	78,693.50	78,693.50				
FEDERAL BRENT RETAIL, INC.	2021-12-1395	12/31/2021	86,550.76	86,550.76	86,550.76				
MARIE ANNE G. LAM	2021-12-1396	12/31/2021	36,400.00	36,400.00	36,400.00				
D'TRIUMPH CLEANERS AND ALLIED SERVICES, INC.	2021-12-1398	12/31/2021	8,129.45	8,129.45	8,129.45				
D'TRIUMPH CLEANERS AND ALLIED SERVICES, INC.	2021-12-1399	12/31/2021	1,668.15	1,668.15	1,668.15				
TOTAL			179,991,035.17	168,536,204.17	159,604,734.12	6,267,951.50	2,663,518.55	-	-
A. NOT YET DUE AND DEMANDABLE OBLIGATIONS									
A.1 CURRENT YEAR'S APPROPRIATIONS									
CYNTHIA R. RAMIREZ	2021-05-0372	05/20/2021	985,000.00	906,200.00			906,200.00		
D'TRIUMPH CLEANERS AND ALLIED SERVICES INC	2021-07-0521	07/14/2021	2,436,828.87	650,244.84		650,244.84			
REDBIRD SECURITY AGENCY SERVICES INC	2021-07-0522	07/14/2021	4,955,360.88	1,982,165.52		1,982,165.52			
ARTEMISPLUS EXPRESS INC.	2021-12-1139	12/02/2021	51,744.00	51,744.00			51,744.00		
MEDIASENSE INC.	2021-12-1160	12/06/2021	975,000.00	487,500.00		487,500.00			
TOTAL EXHIBIT EXPO SOLUTIONS, INC.	2021-12-1175	12/09/2021	697,000.00	697,000.00		697,000.00			
FADZ GT OPC	2021-12-1177	12/10/2021	999,600.00	999,600.00		999,600.00			
TOTAL EXHIBIT AND EXPO SOLUTIONS, INC.	2021-12-1195	12/14/2021	1,142,800.00	1,142,800.00		1,142,800.00			
TOTAL EXHIBIT AND EXPO SOLUTIONS, INC.	2021-12-1196	12/14/2021	1,714,200.00	1,714,200.00		1,714,200.00			
IMPEXTC INC.	2021-12-1201	12/15/2021	908,800.00	908,800.00		908,800.00			
DEPARTMENT OF TOURISM	2021-12-1205	12/15/2021	424,010.00	424,010.00		424,010.00			
SHROFF INTERNATIONAL TRAVEL CARE, INC.	2021-12-1216	12/15/2021	435,960.00	435,960.00		435,960.00			
PANTHERTECH FREIGHT FORWARDER AND PREIUM COURIER	2021-12-1217	12/15/2021	125,398.75	125,398.75		125,398.75			
MYBUSYBEE, INC	2021-12-1219	12/15/2021	1,347,000.00	1,347,000.00		1,347,000.00			
EMR COURIER SERVICES INTERNATIONAL INC.	2021-12-1224	12/16/2021	225,680.00	225,680.00		225,680.00			
INTAS DESTINATION MANAGEMENT, INC	2021-12-1225	12/16/2021	755,529.10	755,529.10		755,529.10			
TANJER ENTERPRISES	2021-12-1226	12/16/2021	3,928,240.00	3,928,240.00		3,928,240.00			
GRAND ASTORIA HOTEL	2021-12-1227	12/16/2021	448,740.00	448,740.00		448,740.00			
PHILIPPINE INTERNATIONAL CONVENTION CENTER	2021-12-1228	12/16/2021	354,016.80	354,016.80		354,016.80			
TOTAL EXHIBIT AND EXPO SOLUTIONS, INC.	2021-12-1229	12/16/2021	1,063,384.00	1,063,384.00		1,063,384.00			
TOTAL EXHIBIT AND EXPO SOLUTIONS, INC.	2021-12-1231	12/16/2021	2,482,050.00	2,482,050.00		2,482,050.00			
TOTAL EXHIBIT AND EXPO SOLUTIONS, INC.	2021-12-1232	12/16/2021	9,100,850.00	9,100,850.00		9,100,850.00			
TOTAL EXHIBIT AND EXPO SOLUTIONS, INC.	2021-12-1233	12/16/2021	4,964,100.00	4,964,100.00		4,964,100.00			
MOONCAKE EDUCATIONAL TRAVEL AND TOURS	2021-12-1240	12/16/2021	439,264.00	439,264.00		439,264.00			
MOONCAKE EDUCATIONAL TRAVEL AND TOURS	2021-12-1241	12/16/2021	349,800.00	349,800.00		349,800.00			
ASSOCIATION OF TOURISM OFFICERS OF THE PHILIPPINES INC	2021-12-1245	12/16/2021	2,000,000.00	2,000,000.00		2,000,000.00			
BERNS ENGINEERING SALES & SERVICES	2021-12-1246	12/16/2021	70,475.00	70,475.00		70,475.00			
TANJER ENTERPRISES	2021-12-1251	12/16/2021	1,673,850.00	1,673,850.00		1,673,850.00			
PANTHERTECH FREIGHT FORWARDER AND PREMIUM COURIER	2021-12-1252	12/16/2021	37,891.55	37,891.55		37,891.55			
8 TIMES 8 GENERAL MERCHANDISE	2021-12-1258	12/17/2021	185,000.00	185,000.00		185,000.00			
NICATTO EVENTS AND MARKETING DYNAMICS CORPORATION	2021-12-1260	12/17/2021	170,000.00	170,000.00		170,000.00			
I-TECHWEB SOLUTIONS AND SERVICES, INC.	2021-12-1261	12/17/2021	94,440.00	94,440.00		94,440.00			
PEOPLE IGNITE ORGANIZATIONAL DEVELOPMENT AND TRAINI	2021-12-1263	12/17/2021	300,000.00	300,000.00		300,000.00			
PEOPLE IGNITE ORGANIZATIONAL DEVELOPMENT AND TRAINI	2021-12-1264	12/17/2021	150,000.00	150,000.00		150,000.00			
TRUST MANAGEMENT CENTRE	2021-12-1265	12/17/2021	105,000.00	105,000.00		105,000.00			
PEOPLE DYNAMICS, INC.	2021-12-1266	12/17/2021	247,900.00	247,900.00		247,900.00			
DEPARTMENT OF TOURISM	2021-12-1275	12/20/2021	1,888,000.00	1,888,000.00		1,888,000.00			
DEPARTMENT OF TOURISM	2021-12-1281	12/20/2021	1,100,000.00	1,100,000.00		1,100,000.00			
DEPARTMENT OF TOURISM	2021-12-1287	12/21/2021	402,900.00	402,900.00		402,900.00			
DEPARTMENT OF TOURISM	2021-12-1292	12/23/2021	1,785,000.00	1,785,000.00		1,785,000.00			
VINTEL LOGISTICS, INC.	2021-12-1296	12/23/2021	142,822.40	142,822.40		142,822.40			
TRANSPRINT CORPORATION	2021-12-1299	12/23/2021	890,000.00	890,000.00		890,000.00			
ANNSET HOLIDAYS INC.	2021-12-1302	12/27/2021	3,455,158.00	3,455,158.00		3,455,158.00			
SHROFF INTERNATIONAL TRAVEL CARE INC.	2021-12-1303	12/27/2021	2,336,512.50	2,336,512.50		2,336,512.50			
EARTH EXPLORERS TRAVEL AND TOURS	2021-12-1304	12/27/2021	655,000.00	655,000.00		655,000.00			
TOTAL EXHIBIT AND EXPO SOLUTIONS, INC.	2021-12-1308	12/28/2021	987,000.00	987,000.00		987,000.00			
TOTAL EXHIBIT AND EXPO SOLUTIONS, INC.	2021-12-1309	12/28/2021	987,000.00	987,000.00		987,000.00			
CREATIVE TRAVEL AND TOURS INTERNATIONAL	2021-12-1310	12/28/2021	850,000.00	850,000.00		850,000.00			
ANNSET HOLIDAYS INC.	2021-12-1311	12/28/2021	272,185.00	272,185.00		272,185.00			
LIFESTYLE PHILIPPINES E-COMM INC.	2021-12-1312	12/28/2021	228,898.00	228,898.00		228,898.00			
MOONCAKE EDUCATIONAL TRAVEL AND TOURS	2021-12-1313	12/28/2021	431,208.00	431,208.00		431,208.00			
TANJER ENTERPRISES	2021-12-1315	12/28/2021	469,540.00	469,540.00		469,540.00			
IVALUE TECHNOLOGIES CORPORATION	2021-12-1316	12/28/2021	15,000.00	15,000.00		15,000.00			


JUAN PASYALAN TRAVEL AND TOURS	2021-12-1320	12/29/2021	975,000.00	975,000.00	975,000.00				
AMERICAN TECHNOLOGIES INC.	2021-12-1321	12/29/2021	299,108.00	299,108.00	299,108.00				
ARIVA ACADEMY PHILIPPINES, INC.	2021-12-1322	12/29/2021	70,000.00	70,000.00	70,000.00				
ARIVA ACADEMY PHILIPPINES, INC.	2021-12-1323	12/29/2021	56,000.00	56,000.00	56,000.00				
MYBUSYBEE INC.	2021-12-1324	12/29/2021	118,000.00	118,000.00	118,000.00				
MEDTRIE TRADING	2021-12-1334	12/29/2021	21,200.00	21,200.00	21,200.00				
GRAND ASTORIA HOTEL	2021-12-1336	12/29/2021	208,000.00	208,000.00	208,000.00				
YNZAL MARKETING CORPORATION	2021-12-1337	12/29/2021	411,600.00	411,600.00	411,600.00				
DEPARTMENT OF TOURISM	2021-12-1339	12/29/2021	2,150,000.00	2,150,000.00	2,150,000.00				
RBHC COURIER SERVICE	2021-12-1340	12/29/2021	2,994,346.00	2,994,346.00	2,994,346.00				
IPG MEDIABRANDS PHILIPPINES INC.,	2021-12-1342	12/29/2021	257,399,203.98	257,399,203.98	257,399,203.98				
DZRV RADIO VERITAS FOUNDATION, INC	2021-12-1344	12/29/2021	5,000,000.00	5,000,000.00	5,000,000.00				
MOONCAKE EDUCATIONAL TRAVEL AND TOURS	2021-12-1345	12/31/2021	1,299,778.00	1,299,778.00	1,299,778.00				
MOONCAKE EDUCATIONAL TRAVEL AND TOURS	2021-12-1346	12/31/2021	1,099,410.00	1,099,410.00	1,099,410.00				
TRIBAL DDB, INC	2021-12-1347	12/31/2021	19,975,191.00	19,975,191.00	19,975,191.00				
INTAS DESTINATION MANAGEMENT, INC.	2021-12-1348	12/31/2021	919,500.00	919,500.00	919,500.00				
TOTAL EXHIBIT AND EXPO SOLUTIONS, INC	2021-12-1349	12/31/2021	3,987,000.00	3,987,000.00	3,987,000.00				
LOCAL GOVERNMENT OF BOTOLAN, ZAMBALESMARCOM	2021-12-1352	12/31/2021	10,000,000.00	10,000,000.00	10,000,000.00				
CLARK DEVELOPMENT CORPORATION	2021-12-1353	12/31/2021	9,900,000.00	9,900,000.00	9,900,000.00				
MUNICIPALITY OF LUCBAN, QUEZON	2021-12-1354	12/31/2021	10,000,000.00	10,000,000.00	10,000,000.00				
TOTAL EXHIBIT AND EXPO SOLUTIONS	2021-12-1356	12/31/2021	627,000.00	627,000.00	627,000.00				
SHROFF INTERNATIONAL	2021-12-1357	12/31/2021	2,245,887.00	2,245,887.00	2,245,887.00				
SHROFF INTERNATIONAL	2021-12-1358	12/31/2021	2,620,210.50	2,620,210.50	2,620,210.50				
SHROFF INTERNATIONAL	2021-12-1359	12/31/2021	1,497,258.00	1,497,258.00	1,497,258.00				
FAIRFEST MEDIA LIMITED	2021-12-1364	12/31/2021	893,850.00	893,850.00	893,850.00				
DEPARTMENT OF TOURISM	2021-12-1365	12/31/2021	1,100,000.00	1,100,000.00	1,100,000.00				
DEPARTMENT OF TOURISM	2021-12-1374	12/31/2021	642,862.50	642,862.50	642,862.50				
MYBUSYBEE INC.	2021-12-1375	12/31/2021	735,500.00	735,500.00	735,500.00				
MOONCAKE EDUCATIONAL TRAVEL AND TOURS	2021-12-1376	12/31/2021	89,992.50	89,992.50	89,992.50				
EUODOO TECHNOLOGIES INC.	2021-12-1377	12/31/2021	997,998.00	997,998.00	997,998.00				
CONRAD MANILA (SM PRIME HOLDINGS INC.-MANILA)	2021-12-1378	12/31/2021	582,200.00	582,200.00	582,200.00				
JAJA TRADING	2021-12-1383	12/31/2021	2,192,400.00	2,192,400.00	2,192,400.00				
MYEVENTOLOGY CO.	2021-12-1384	12/31/2021	300,000.00	300,000.00	300,000.00				
PHILIPPINE MARKETING ASSOCIATION, INC.	2021-12-1385	12/31/2021	200,000.00	200,000.00	200,000.00				
MOONCAKE EDUCATIONAL TRAVEL AND TOURS	2021-12-1390	12/31/2021	625,968.00	625,968.00	625,968.00				
POST AD VENTURES INCORPORATED	2021-12-1391	12/31/2021	723,788.80	723,788.80	723,788.80				
347 SCHOOL OFFICE SUPPLIES INC.	2021-12-1392	12/31/2021	42,750.00	42,750.00	42,750.00				
QUARTZ BUSINESS PRODUCTS CORPORATION	2021-12-1393	12/31/2021	241,425.00	241,425.00	241,425.00				
DEPARTMENT OF TOURISM	2021-12-1397	12/31/2021	2,065,650.00	2,065,650.00	2,065,650.00				
TOTAL			408,549,214.13	403,223,134.74	399,684,524.38	2,632,410.36	906,200.00	-	-
GRAND TOTAL			588,540,249.30	571,759,338.91	559,289,258.50	8,900,361.86	3,569,718.55	-	-
Total Current Year Appropriation			588,540,249.30	571,759,338.91	559,289,258.50	8,900,361.86	3,569,718.55	-	-

Certified correct :

MARIAN SARAH C. GARATE
 Budget Officer V
 Date: February 3, 2022 (revised version)

Certified correct :

JOMAR D. TAGAO
 Financial and Management Officer II
 Date: 03 February 2022

Recommending Approval :

MARLITO D. RODRIGUEZ
 Manager, Finance Department
 Date: 04 February 2022

Approved by:

MARIA ANTONETTE C. VELASCO-ALLONES
 Chief Operating Officer
 Date: 07 February 2022