


STATEMENT OF APPROPRIATIONS, ALLOTMENTS, OBLIGATIONS, DISBURSEMENTS AND BALANCES
As of the Quarter Ending March 31, 2024


Department: DEPARTMENT OF TOURISM
Entity Name: TOURISM PROMOTIONS BOARD
Operating Unit: N/A
Organization Code (UACS): 03104382
Funding Source Code (as clustered): 03

	Current Year Appropriations
	Supplemental Appropriations
x	Continuing Appropriations


Particulars	UACS CODE	Appropriations			Allotments					Obligations					Disbursements					Balances				
		Authorized Appropriation	Adjustments (Transfer To/From, Realignment)	Adjusted Appropriations	Allotments Received	Adjustments (Reductions/Modifications/Augmentations)	Transfer To	Transfer From	Adjusted Allotments	1st Quarter Ending March 31	2nd Quarter Ending June 30	3rd Quarter Ending Sept. 30	4th Quarter Ending Dec. 31	Total	1st Quarter Ending March 31	2nd Quarter Ending June 30	3rd Quarter Ending Sept. 30	4th Quarter Ending Dec. 31	Total	Unreleased Appropriations	Unobligated Allotment	Unpaid Obligations (15-20) = (23+24)		
																						Due and Demandable	Not Yet Due and Demandable	
1	2	3	4	5=(3+4)	6	7	8	9	10=[(6+(-7))-8+9]	11	12	13	14	15=[(11+12+13+14)]	16	17	18	19	20=[(16+17+18+19)]	21=(5-10)	22=(10-15)	23	24	
I. Agency Specific Budget																								
II. Automatic Appropriations																								
<i>Tourism Promotions Board Fund</i>	03104382	177,777,153.23		177,777,153.23	177,777,153.23				177,777,153.23	36,613,952.36	-	-	-	36,613,952.36	32,280,230.70	-	-	-	32,280,230.70			141,163,200.87	4,333,721.66	4,333,721.66
<i>General Administration and Support Services</i>	10000000	8,877,918.88		8,877,918.88	8,877,918.88				8,877,918.88	2,703,880.28	-	-	-	2,703,880.28	1,772,168.68	-	-	-	1,772,168.68			6,174,038.60	931,711.60	931,711.60
General management and supervision	10000001	8,877,918.88		8,877,918.88	8,877,918.88				8,877,918.88	2,703,880.28	-	-	-	2,703,880.28	1,772,168.68	-	-	-	1,772,168.68			6,174,038.60	931,711.60	931,711.60
PS	50100000			0.00	0.00				0.00															
MOOE	50200000	8,877,918.88		8,877,918.88	8,877,918.88				8,877,918.88	2,703,880.28	-	-	-	2,703,880.28	1,772,168.68	-	-	-	1,772,168.68			6,174,038.60	931,711.60	931,711.60
CO	50600000																							
<i>Support to Operations</i>	30000000	737,234.52		737,234.52	737,234.52				737,234.52	109,982.00	-	-	-	109,982.00	53,897.00	-	-	-	53,897.00			627,252.52	56,085.00	56,085.00
CORPORATE PLANNING AND BUSINESS DEVELOPMENT	50299010	623,959.64		623,959.64	623,959.64				623,959.64	104,982.00	-	-	-	104,982.00	51,897.00	-	-	-	51,897.00			518,977.64	53,085.00	53,085.00
MANAGEMENT INFORMATION SYSTEM	50604050	113,274.88		113,274.88	113,274.88				113,274.88	5,000.00	-	-	-	5,000.00	2,000.00	-	-	-	2,000.00			108,274.88	3,000.00	3,000.00
<i>Operations</i>		69,861,599.83		69,861,599.83	69,861,599.83				69,861,599.83	33,800,090.08	-	-	-	33,800,090.08	30,454,165.02	-	-	-	30,454,165.02			36,061,509.75	3,345,925.06	3,345,925.06
INTERNATIONAL PROMOTIONS PROGRAM	50299010	35,543,615.22		35,543,615.22	35,543,615.22				35,543,615.22	29,797,568.99	-	-	-	29,797,568.99	29,685,868.99	-	-	-	29,685,868.99			5,746,046.23	111,700.00	111,700.00
MOOE		35,543,615.22		35,543,615.22	35,543,615.22				35,543,615.22	29,797,568.99	-	-	-	29,797,568.99	29,685,868.99	-	-	-	29,685,868.99			5,746,046.23	111,700.00	111,700.00
DOMESTIC PROMOTIONS PROGRAM	50299010	6,042,341.91		6,042,341.91	6,042,341.91				6,042,341.91	2,314,105.66	-	-	-	2,314,105.66	335,008.60	-	-	-	335,008.60			3,728,236.25	1,979,097.06	1,979,097.06
MOOE		6,042,341.91		6,042,341.91	6,042,341.91				6,042,341.91	2,314,105.66	-	-	-	2,314,105.66	335,008.60	-	-	-	335,008.60			3,728,236.25	1,979,097.06	1,979,097.06
MICE PROMOTIONS PROGRAM	50299010	152,232.30		152,232.30	152,232.30				152,232.30	17,100.00	-	-	-	17,100.00	17,100.00	-	-	-	17,100.00			135,132.30	-	-
MOOE		152,232.30		152,232.30	152,232.30				152,232.30	17,100.00	-	-	-	17,100.00	17,100.00	-	-	-	17,100.00			135,132.30	-	-
MARKETING COMMUNICATIONS PROGRAM	50299010	4,450,741.39		4,450,741.39	4,450,741.39				4,450,741.39	1,420,228.00	-	-	-	1,420,228.00	302,100.00	-	-	-	302,100.00			3,030,513.39	1,118,128.00	1,118,128.00
MOOE		4,450,741.39		4,450,741.39	4,450,741.39				4,450,741.39	1,420,228.00	-	-	-	1,420,228.00	302,100.00	-	-	-	302,100.00			3,030,513.39	1,118,128.00	1,118,128.00
World Expo Osaka 2025	50299010	23,672,669.01		23,672,669.01	23,672,669.01				23,672,669.01	251,087.43	-	-	-	251,087.43	114,087.43	-	-	-	114,087.43			23,421,581.58	137,000.00	137,000.00
MOOE		23,672,669.01		23,672,669.01	23,672,669.01				23,672,669.01	251,087.43	-	-	-	251,087.43	114,087.43	-	-	-	114,087.43			23,421,581.58	137,000.00	137,000.00
<i>Special Contingency Fund</i>	50299010	98,300,400.00		98,300,400.00	98,300,400.00				98,300,400.00	-	-	-	-	-	-	-	-	-	-			98,300,400.00	-	-
Sub-Total, Automatic Appropriations		177,777,153.23		177,777,153.23	177,777,153.23				177,777,153.23	36,613,952.36	-	-	-	36,613,952.36	32,280,230.70	-	-	-	32,280,230.70			141,163,200.87	4,333,721.66	4,333,721.66
PS		0.00		0.00	0.00				0.00	-	-	-	-	-	-	-	-	-	-			-	-	-
MOOE		79,476,753.23		79,476,753.23	79,476,753.23				79,476,753.23	36,613,952.36	-	-	-	36,613,952.36	32,280,230.70	-	-	-	32,280,230.70			42,862,800.87	4,333,721.66	4,333,721.66
SPECIAL CONTINGENCY FUND		98,300,400.00		98,300,400.00	98,300,400.00				98,300,400.00	-	-	-	-	-	-	-	-	-	-			98,300,400.00	53,085.00	-
Fin Exp.(if applicable)		-		-	-				-	-	-	-	-	-	-	-	-	-	-			-	-	-
CO		-		-	-				-	-	-	-	-	-	-	-	-	-	-			-	-	-
III. Special Purpose Fund (Please specify)																								
MPBF-PS	1 01 406																							
PGF-PS (Pension Benefits)	1 01 407																							
Sub-Total, Special Purpose Fund																								
PS																								
MOOE																								
Fin Exp.(if applicable)																								
CO																								
GRAND TOTAL		177,777,153.23		177,777,153.23	177,777,153.23				177,777,153.23	36,613,952.36	0.00	-	-	36,613,952.36	32,280,230.70	0.00	-	-	32,280,230.70			141,163,200.87	4,386,806.66	4,333,721.66
PS		0.00		0.00	0.00				0.00	-	-	-	-	-	-	-	-	-	-			-	-	-
MOOE		79,476,753.23		79,476,753.23	79,476,753.23				79,476,753.23	36,613,952.36	-	-	-	36,613,952.36	32,280,230.70	-	-	-	32,280,230.70			42,862,800.87	4,333,721.66	4,333,721.66
SPECIAL CONTINGENCY FUND		98,300,400.00		98,300,400.00	98,300,400.00				98,300,400.00	-	-	-	-	-	-	-	-	-	-			98,300,400.00	53,085.00	-
Fin Exp.(if applicable)		-		-	-				-	-	-	-	-	-	-	-	-	-	-			-	-	-
CO		-		-	-				-	-	-	-	-	-	-	-	-	-	-			-	-	-

Certified Correct:


IRENE U. FRANCISCO
Acting Head, Budget Division
Date: _____


JENNIFER A. ALOR
Acting Head, Accounting Division
Date: _____

Recommended by:


JOMAR D. TAGAO
Acting Head, Finance Department
Date: _____

Approved by:


MARIA MARGARITA MONTENAYOR NOGRALES
COO, Tourism Promotions Board Philippines
Date: _____