


QUARTERLY REPORT OF REVENUE AND OTHER RECEIPTS
As at the Quarter Ending September 30, 2024

Department : Budgetary Support to Government Corporations (BSGC)
 Agency/Entity : Tourism Promotions Board
 Operating Unit : < not applicable >
 Organization Code (UACS) : 35 041 0000000
 Fund Cluster : 03 - Special Account - Locally Funded/Domestic Grants Fund

Classification/Sources of Revenue and Other Receipts	UACS CODE	REVENUE TARGET (Annual) per BESF	Actual Revenue and Other Receipts Collections					Cumulative Remittance/Deposits to Date			Variance		Remarks
			1st Quarter Ending March 31	2nd Quarter Ending June 30	3rd Quarter Ending September 30	4th Quarter Ending December 31	Total	Remittance to BTr	Deposited with AGDB	Total	Amount	%	
			4	5	6	7	8=(4+5+6+7)	9	10	11=(9+10)	12=(8-3)	13=(12/3)	
Special Account - Locally Funded/Domestic Grants Fund		0.00	7,734,362.61	21,224,004.60	26,275,911.20	0.00	55,234,278.41	0.00	0.00	0.00	55,234,278.41	0%	
Revenue Collections		0.00	43,525.47	42,779.53	38,216.00	0.00	124,521.00	0.00	0.00	0.00	124,521.00	0%	
Cash Revenue		0.00	43,525.47	42,779.53	38,216.00	0.00	124,521.00	0.00	0.00	0.00	124,521.00	0%	
Non-Tax		0.00	43,525.47	42,779.53	38,216.00	0.00	124,521.00	0.00	0.00	0.00	124,521.00	0%	
Interest on NG Deposits	4020221001	0.00	43,461.91	42,548.09	37,776.12	0.00	123,786.12	0.00	0.00	0.00	123,786.12	0%	
Miscellaneous Income	4060999000	0.00	63.56	231.44	439.88	0.00	734.88	0.00	0.00	0.00	734.88	0%	
Non-Revenue Collections/Other Receipts		0.00	7,690,837.14	21,181,225.07	26,237,695.20	0.00	55,109,757.41	0.00	0.00	0.00	55,109,757.41	0%	
Cash Receipts		0.00	7,690,837.14	21,181,225.07	26,237,695.20	0.00	55,109,757.41	0.00	0.00	0.00	55,109,757.41	0%	
Others		0.00	7,690,837.14	21,181,225.07	26,237,695.20	0.00	55,109,757.41	0.00	0.00	0.00	55,109,757.41	0%	
Due from National Government Agencies	1030301000	0.00	5,907,787.18	11,741,082.77	12,159,727.09	0.00	29,808,597.04	0.00	0.00	0.00	29,808,597.04	0%	
Due from Government-Owned and/or Controlled Corporations	1030302000	0.00	51,910.00	0.00	11,261,121.47	0.00	11,313,031.47	0.00	0.00	0.00	11,313,031.47	0%	
Due from Local Government Units	1030303000	0.00	897,960.00	9,345,118.05	1,260,504.99	0.00	11,503,583.04	0.00	0.00	0.00	11,503,583.04	0%	
Advances for Special Disbursing Officer	1990103000	0.00	828,150.73	94,854.25	1,507,342.43	0.00	2,430,347.41	0.00	0.00	0.00	2,430,347.41	0%	
Advances to Officers and Employees	1990104000	0.00	5,029.23	0.00	48,999.22	0.00	54,028.45	0.00	0.00	0.00	54,028.45	0%	
Landline	5020502002	0.00	0.00	170.00	0.00	0.00	170.00	0.00	0.00	0.00	170.00	0%	
GRAND TOTAL		0.00	7,734,362.61	21,224,004.60	26,275,911.20	0.00	55,234,278.41	0.00	0.00	0.00	55,234,278.41	0%	

Certified Correct:

 JENNIFER A. ALOR
 ACTING HEAD, ACCOUNTING DIVISION
 Date:

Certified Correct:


 JOMAR D. TAGAO
 MANAGER, FINANCE DEPARTMENT
 Date:


Approved By:
 MARIA MARGARITA MONTEMAYOR NOGRALES
 CHIEF OPERATING OFFICER
 Date:

QUARTERLY REPORT OF REVENUE AND OTHER RECEIPTS
As at the Quarter Ending September 30, 2024

Department : Budgetary Support to Government Corporations (BSGC)
 Agency/Entity : Tourism Promotions Board
 Operating Unit : < not applicable >
 Organization Code (UACS) : 35 041 0000000
 Fund Cluster : 05 - Internally Generated Funds

Classification/Sources of Revenue and Other Receipts	UACS CODE	REVENUE TARGET (Annual) per BESF	Actual Revenue and Other Receipts Collections					Cumulative Remittance/Deposits to Date			Variance		Remarks
			1st Quarter Ending March 31	2nd Quarter Ending June 30	3rd Quarter Ending September 30	4th Quarter Ending December 31	Total	Remittance to BTr	Deposited with AGDB	Total	Amount	%	
1	2	3	4	5	6	7	8={4+5+6+7}	9	10	11={9+10}	12={8-3}	13={12/3}	14
Internally Generated Funds		0.00	5,797,137.16	5,979,874.09	15,996,993.15	0.00	27,774,004.40	0.00	0.00	0.00	27,774,004.40	0.00	0%
Revenue Collections		0.00	5,797,137.16	5,979,874.09	15,996,993.15	0.00	27,774,004.40	0.00	0.00	0.00	27,774,004.40	0.00	0%
Cash Revenue		0.00	5,797,137.16	5,979,874.09	15,996,993.15	0.00	27,774,004.40	0.00	0.00	0.00	27,774,004.40	0.00	0%
Non-Tax		0.00	5,797,137.16	5,979,874.09	15,996,993.15	0.00	27,774,004.40	0.00	0.00	0.00	27,774,004.40	0.00	0%
Registration Fees	4020102000	0.00	5,783,142.49	5,965,421.51	4,359,219.87	0.00	16,107,783.87	0.00	0.00	0.00	16,107,783.87	0.00	0%
Fines and Penalties - Service Income	4020114000	0.00	0.00	0.00	0.00	0.00	0.00	0.00	0.00	0.00	0.00	0.00	0%
Interest on NG Deposits	4020221001	0.00	13,994.67	14,452.58	11,637,773.28	0.00	11,666,220.53	0.00	0.00	0.00	11,666,220.53	0.00	0%
GRAND TOTAL		0.00	5,797,137.16	5,979,874.09	15,996,993.15	0.00	27,774,004.40	0.00	0.00	0.00	27,774,004.40	0.00	0%

Certified Correct:

 JENNIFERA. ALOR
 ACTING HEAD, ACCOUNTING DIVISION
 Date:


Certified Correct:

 JOMAR D. TAGAO
 MANAGER, FINANCE DEPARTMENT
 Date:

Approved By:
 MARIA MARGARITA MONTEMAYOR NOGRALES
 CHIEF OPERATING OFFICER
 Date:

QUARTERLY REPORT OF REVENUE AND OTHER RECEIPTS
As at the Quarter Ending September 30, 2024

Department : Budgetary Support to Government Corporations (BSGC)
 Agency/Entity : Tourism Promotions Board
 Operating Unit : < not applicable >
 Organization Code (UACS) : 35 041 0000000
 Fund Cluster : 07 - Trust Receipts

Classification/Sources of Revenue and Other Receipts	UACS CODE	REVENUE TARGET (Annual) per BESF	Actual Revenue and Other Receipts Collections					Cumulative Remittance/Deposits to Date			Variance		Remarks
			1st Quarter Ending March 31	2nd Quarter Ending June 30	3rd Quarter Ending September 30	4th Quarter Ending December 31	Total	Remittance to BTr	Deposited with AGDB	Total	Amount	%	
1	2	3	4	5	6	7	8=(4+5+6+7)	9	10	11=(9+10)	12=(8-3)	13=(12/3)	14
Trust Receipts		0.00	825,596.00	2,924,844.00	4,130,006.18	0.00	7,880,446.18	0.00	0.00	0.00	7,880,446.18	0%	
Trust Receipts Deposited with Authorized Government Depository Banks (AGDB)		0.00	825,596.00	2,924,844.00	4,130,006.18	0.00	7,880,446.18	0.00	0.00	0.00	7,880,446.18	0%	
Collection of Bidding Documents Fees		0.00	442,000.00	348,000.00	281,000.00	0.00	1,071,000.00	0.00	0.00	0.00	1,071,000.00	0%	
Collection of Performance Bonds		0.00	350,394.00	2,535,462.00	294,940.00	0.00	3,180,796.00	0.00	0.00	0.00	3,180,796.00	0%	
Interest Income AGDB Deposits		0.00	33,202.00	41,382.00	54,066.18	0.00	128,650.18	0.00	0.00	0.00	128,650.18	0%	
Due to National Government Agencies		0.00	0.00	0.00	3,500,000.00	0.00	3,500,000.00	0.00	0.00	0.00	3,500,000.00	0%	
GRAND TOTAL		0.00	825,596.00	2,924,844.00	4,130,006.18	0.00	7,880,446.18	0.00	0.00	0.00	7,880,446.18	0%	

Certified Correct:

 JENNIFER A. ALOR
 ACTING HEAD, ACCOUNTING DIVISION
 Date:

Certified Correct:

 JOMAR D. TAGAO
 MANAGER, FINANCE DEPARTMENT
 Date:

Approved By:

 MARIA MARGARITA MONTEMAYOR NOGRALES
 CHIEF OPERATING OFFICER
 Date: